



Mid-America Woodcarvers Association

Newsletter

March 2018

Club Officers

President

Ken Armsbury 402-397-8776
402-651-6850

1st Vice President

Rohn Collins 402-553-6721

2nd Vice President

Treasurer

Ken Kult 402-598-7518

Secretary

Judy Nygard 402-292-8369

Board Members

Paul King 402-991-2737
Deb Russell 402-291-2080
Roger Nadrchal 402-750-5591
Glen Fischer 402-676-9549
Ricky Durrant 712-256-2299

Committee Chairs

Membership

Ken Kult

Workshops

Deb Russell

Library

Judy Nygard/Barb Steiner

Website

Rohn Collins/Judy Nygard

Hospitality/History

Sandy Foral 402-553-3440

Tool Manager

Ken Armsbury

Doane

Rohn Collins

Fall Show

Newsletter editor

Judy Nygard
jnygard@cox.net

A Message from your President,

Wow, our long winter is almost at an end even if the groundhog saw his shadow. The 2018 Doane registration process is well under way and we are already approaching 100 registrations (KEEP THEM COMING!) Your board is working on new activities and events for the membership which will provide the opportunity to participate in carving and learning and fellowship.

We are planning another weekend carving workshop for April. The specific details are being firmed up and Judy, our super secretary, will send a message out with all the information needed to sign up and participate. So, get your tools sharp and get ready to register.

I would like to thank everyone who attended our holiday dinner in January. Your participation made for a successful event. We had good food, fellowship, entertainment by our growing group of dulcimer players, a whittling contest, a raffle for several prizes, and awards for some of our deserving volunteers. We are definitely planning on a repeat performance during the 2018 holiday season.

The club needs your help with several items. Firstly, we need members to step up and teach a Saturday class. This is always fun and attracts attendance. Many of you have carving skills to be shared with the right motivation. There are some teaching strategies provided elsewhere in this newsletter to encourage you.

We also need all of you to take a few minutes and call friends whom you haven't seen lately and encourage them to come back to our club meetings. If you want a list of people I will be glad to help out. Thirdly, give us your thoughts and ideas on what can be done to boost our Saturday meeting attendance. We need as many warm and friendly faces as we can muster, and thanks to all of you who are regularly in attendance.

God's Blessings and

Happy Carving, Ken



Meetings:

First & Third Saturdays of each month 9am - 1pm
Augustana Lutheran Church 38th & Lafayette Ave, Omaha NE

For more club information go to our websites:

www.midamericawoodcarvers.com

www.thedoaneexperience.com

CLUB NEWS

A Moment of Silence

We are saddened to have to say good-bye to one of our members. Shirley Sherrette, Topeka, Kansas passed away on February 7, 2018. She was preparing to come to the Gretna Retreat when she tragically lost her life. She was missed at Gretna and we will all miss her smiling face at Doane this summer.



If you would like more information or to sign her guestbook or share memories, go to the link below.

<http://www.penwellgabeltopeka.com/Obituary/154013/Shirley-Sherretts/Topeka-K>

Doane Update:

Doane registrations are coming in! Have you sent yours? If you haven't seen the email (or mail) for one reason or another, please let us know and we will re-send it to you. Don't miss out. It's a beautiful place to spend a week doing something you love.



Doane Question:

Q: What can my spouse do at Doane?

We have what we call a Project room. If your spouse has a hobby of their own, they are welcome to bring their project and supplies and join other spouses doing their own creating. While their other half is off enjoying carving, they are making new friends and learning new techniques or new crafts or showing theirs. So come and join us and let your creativity flow!



Where are you? We miss you.



If you are in the Omaha area, come on down and see your friends on our club Saturday's. The church has been doing some wonderful renovations. Better lighting, new bathrooms, brand new kitchen, new tables and chairs. It's like a new place. But it's missing something. **YOU!!** Come join us for coffee and doughnuts and a lot of good fun. If you are already coming....**Thank you.** But how about do one more thing, call a carving friend and see if you can pick them up and bring them along with you.

2017 DOANE WOODCARVING EXPERIENCE

Here's a link to a video from our Doane 2017 Woodcarving Experience. If you haven't been to Doane, look at all the fun you've been missing. **Join us for 2018!**

For those who receive this by mail, type this address into your browser to see the video.

<https://youtu.be/yjFOVXe8HU0>

[click here for video](#)

NEW MEMBERS

We would like to send out a **warm welcome** to NEW and returning members to our club.

Paul Giasson	Manitoba, Canada	Robert Soderholm	Williamsburg, VA
Kassidy & Megan Kral	Parker, CO	Roger Norfolk	Cedar Rapids, IA
Stacy Irish-Nehl	Marion, IA	Jerry McFeeters	Mainsville, OH
Thane Dinsdale	Omaha, NE	Farrell Romriell	Council Bluffs, IA
Richard Patterson	Murfreesboro, TN		



**Kansas City Woodcarvers
Elegance in Wood Show and Sale**

March 16-17, 2018

For more information: (see November Newsletter)

Or go to <http://kcwoodworkersguild.org/kc-elegance-in-wood-show-and-sale>

TEXAS WOODCARVERS GUILD 2018 SPRING ROUND-UP

APR 6-13, 2018

FOR MORE INFO: WWW.TEXASWOODCARVERSGUILD.COM

Great Plains Woodcarvers 52nd Annual Show and Sale

May 19-20 2018

Cessna Activity Center, 2744 S. George Washington Blvd, Wichita, KS

For more info and a registration form, email Scott Kailer at kailers@cox.net

SHOW AND SHARE



Roger Nadrchal



Vincent Corrado



Frank Yates



Larry Gruit



Ken Shoning




Vincent Corrado



Judy Nygard



Ken Shoning



Ricky Durrant



Deb Russell



Ricky Durrant

Teaching Strategies

The following is guide for those who want to teach a carving class and who desire some direction concerning how to conduct a class.

1. **SELF CONFIDENCE**-You must feel like you are capable of teaching others to successfully complete whatever project you choose to instruct. Self-confidence is contagious.
2. **DEVELOP A PLAN**-Create a step by step process for carving and completing the project. This could also include step by step models for the students to see. You have to realize that all people don't learn the same way. Some can learn by listening alone. Some learn by seeing the process and actually holding the project.
3. **BE PREPARED**-Have everything ready and available beforehand.
4. **EXPLAIN THE ENTIRE PROJECT BEFORE YOU BEGIN THE PROJECT**-By explaining the project this will give the students an idea of what they will be doing and give them a goal for completing the project. It will also develop confidence for the students in your ability to instruct them. Also talk about the tools needed to carve the project. Show the students what the tools look like. You also need to have at least one completed project for the students to see.
5. **DEMONSTRATE AND EXPLAIN EACH STEP**-This will help all types of learners to understand what they need to do. Also talk to the students about the kinds of tools you are using for each step. Pass the tools around so the students can see them (sometimes you will have to help a student find an alternate tool if he/she doesn't have what you are using) Pass your carving around and point out what you have done (if you have a large class you may need to work on two pieces at the same time to speed up the class) Be prepared to re-demonstrate if necessary. Some students pick up your process slower than others. You also need to take into account that you have both right and left-handed carvers. Remember that your carvers will have different skill levels. Take nothing for granted.
6. **OBSERVE AND ASSIST**-After you have demonstrated the step it is time for the students to carve. Observe each student as they work and offer assistance or advice as necessary. Also provide positive feedback on individual student progress.
7. **WORK AT A PACE COMFORTABLE FOR THE CLASS**-Once you have begun teaching you will get a feel for the ability level of your students and how fast you can move along as the class progresses.
8. **REMEMBER: YOU ARE TEACHING HOW TO CARVE/NOT JUST HOW TO DO YOUR PROJECT**-you can teach your students how to feed themselves (carve on their own and be confident about what they are doing) Or you can feed your students and they will remain dependent on you or another instructor to take them step by step through a project, never feeling any confidence in their ability to carve independently.
9. **HAVE FUN**-If you are relaxed and confident about what you are teaching this will transfer to your students and they, and you, will enjoy your class.

Seminar Invitation

The Omaha Woodworkers Guild has extended an invitation to our club members to attend a seminar with Garrett Hack in Omaha on March 17/18 for a seminar entitled [Practical Furniture Making](#).

Garrett is an internationally known furniture maker and instructor.

The cost will be \$75 if you pay by March 1. This includes two days of tuition, continental breakfast, lunch and afternoon snack.

For more information about Garrett and how to register, contact Pat Brennan at 402-301-3810



MAWA Club Calendar 2018

March 3, 2018—Club Meeting	Carving Faces class by Ken Armsbury
March 17, 2018—Club Meeting	Board Meeting Carving Faces class by Ken Armsbury
April 7, 2018—Club Meeting	Painting Demo class by Rohn Collins
April 21, 2018—Club Meeting	Board Meeting Chip carving Coasters by Rich Wagner
May 5, 2018—Club Meeting	Bark House Carving Tips and Tricks
May 19, 2018—Club Meeting	Class by WILL IT BE YOU???

This calendar is subject to change, information will be updated as needed. If you know of an upcoming carving event please let us know so we can include it on our calendar.

WE NEED MORE CLASSES OR DEMOS FOR 2018!
WON'T YOU PLEASE CONSIDER HELPING OUT?

WE NEED YOU.



CLUB FUN

Our Holiday party was wonderful, if you weren't there, you should have been. New round tables and new chairs greeted us that morning so our rectangular tablecloths had to be adjusted! Lots of wonderful food was brought by members and enjoyed by one and all. The carving contest was won by Ken Jirele. Next year we hope for more participants in the contest. We were also treated to a Dulcimer concert. Thanks to all that brought food and furnished us with music. Thanks to Deb Russell for organizing the event and all of her helpers.






SATURDAY MORNING CLASSES

← (Our teachers are much nicer than this!)



POWER CARVING DEMO

BY Ken Kult



New lights, fans, tables, and chairs...nice place to carve and visit.



GRETNA RETREAT—As always everyone enjoys getting out into the country to carve with friends.



Board Meeting Recap Dec 2017 and Jan 2018

Holiday dinner was planned for January 20 with \$5 ticket to cover ham and will be a potluck at the church. Deb Russell is chairman of the event.

Working on planning 3 day classes in 2018.


Due to rise in costs from Doane, registration will need to be raised significantly.

Dean Paulsen will be featured carver at 2018 as he was unable to participate as 2017 Featured carver.

Working on getting listed in Wood Carving Illustrated.

New tables at church need protection. Cardboard pieces and rug remnants will be used. Roger and Rohn will work on getting remnants.

Working on scheduling a class in April. Some possibilities for location are German American Club and Fontanelle Forest.



Facebook

We are now on Facebook for the Doane Experience. You can put Doane in the search box on Facebook and then choose the Doane Woodcarving Experience or click this link

<https://www.facebook.com/groups/1956407361351490/>


Then click on join so you can see the updates when they happen.



Mark your calendar!

Make sure you keep the dates open for the **MAWA Fall Show**. **Oct. 19 (set-up) 20, and 21**. We will add more info as we have it.

HAPPY MARCH!



Hospitality

Just a reminder to our members to please contact Sandy Foral with information regarding club members who have passed, are ill and might need the support of the club.

You may reach her at (402) 553-3440

WEATHER NOTICE: Unfortunately, winter isn't over yet. There are still chances for weather to impact our Omaha meeting. If school activities and church activities are being cancelled on a Saturday morning, then our club meeting will be **cancelled**.

Also, you can check the **KETV website** as we will be listed in the closings.



MEMBERSHIP APPLICATION
MID-AMERICA WOODCARVERS ASSOCIATION, INC.
P.O. BOX 540314, OMAHA, NE 68154

Complete this form and return it with your payment to the address above. **(\$30 per year)**

NAME: _____

ADDRESS: _____

CITY: _____ STATE: _____ ZIP CODE: _____

PHONE NUMBER: _____

Email address: _____

If you would like a membership card please include a self-addressed and stamped envelope with your application.





MID-AMERICA WOODCARVERS ASSOCIATION, INC.

P.O. Box 540314

Omaha, Nebraska 68154


ADDRESS SERVICE REQUESTED

Sponsors for Doane 2017

Click on logos below for links to the websites.



The Woodcraft Shop



Mountain Woodcarvers.com



Your Source for Woodcarving tools, books & supplies!

HOME SHOPPING HOW TO ORDER NEW VISIT OUR STORE CONTACT US

FOREDOM®

Quality and Service Since 1922



KLINGSPOR'S WOODWORKING SHOP

"Quality Tools and Supplies for the Woodworker"



OCCTOOLS